



ENDEAVOUR CHRISTIAN COLLEGE

Annual School Report 2014

Based on 2013 data



"All things through Christ."

POLICY INTENT

Effective school reporting provides parents, staff, students and the community with meaningful information about schools. All Queensland schools are required to publish a minimum set of information for parents and the community. The *Schools Reporting Policy* ensures that all schools report similar information that complies with Government requirements in a clear and comprehensive manner. **By publishing this Report, schools will meet both State and Australian Governments reporting requirements.**



College and Information

Endeavour Christian College is an independent Christian School located in Cooktown, Queensland, one of ten schools owned and operated by Christian Community Ministries Ltd (CCM). CCM, established in 2003, is a Brisbane-based, non-profit company that strives to develop distinctively Christian Schools of the highest standards, for the benefit of the community and to the glory of God.

The College commenced in January, 2012 with 24 students, as a co-educational day school, catering for children from Prep – Year 7. The school has enjoyed strong support in the community to finish the year with 64 students. The College continued to show strong growth in 2013, to finish the year with 92 students. The future of the College is looking bright with the school receiving accreditation from the Non-State Schools Accreditation Board (NSSAB) to cater for P – 12 students. The 2013 Year 7 group commenced Year 8 in 2014 and will be the pioneer Year 12 group in 2018, as the school will add a year group every year.

Our aim is to provide every student a positive, exciting and solid foundation through the provision of real care and understanding in an environment of quality education. We believe that this combination develops a sense of belonging, security and engagement in school which gives them an excellent launch pad into life. Our size and ethos enable us to effectively cater for the social, cultural, academic and spiritual needs of each young person.

We offer a commitment to excellence, modern teaching facilities and play areas and affordable fees with flexible payment options.

Our Location

Set in a quiet and peaceful bush setting only a couple of minutes from the town centre of Cooktown in Far North Queensland. Where the wallabies on the oval and the song of native birdlife welcome staff and students to school every morning.

Street address: 12 Charles Street, Cooktown, 4895

Postal Address: PO Box 110, Cooktown, 4895

Web Address: <http://www.endeavour.qld.edu.au/>





Community

We offer a caring teaching environment provided by committed Christian staff. The staff continually engages in professional development and enjoys strong support from the parents.

Our student population includes students who are Aboriginal (approx. one third), as well as

students who are born in New Zealand and Canada. Most of our children are born in Australia. A small number have English as a second language.

Some of our students are gifted, others struggle with learning difficulties. Our College supports students with disabilities: physical, social, emotional, relational, and intellectual. Our low fees approach is intentional so as to provide affordable quality education. Our students come from a range of two parent families, single parent families, and some in the care of others.

Characteristics of the Student Body - 2013

Male	Female	Indigenous	Total
42	50	30	92



Distinctive Curriculum Offerings

Students at Endeavour Christian College take part in educational programs that are aligned with the Australian Curriculum. Students requiring intervention are catered for by the teaching staff and teacher aides who use in-class and withdrawal strategies. Data from external and internal testing in literacy and numeracy is used to identify at risk students, i.e. both gifted and talented and those with learning needs. This data is also used to drive curriculum program revision.

We offer the following core subjects:

- English, Mathematics, Science, History, Geography, Economics and Business, Civics and Citizenship, Health and PE, Sport, The Arts (including Dance, Drama, Music and Visual Art), Languages (Chinese) and Technologies (including Design & Technology and ICT)

Distinctive curriculum offerings include:

- Weekly Chapel
- Weekly Biblical Studies classes



- Additionally, we start the day with a short devotion and prayer. We also sponsor a child in Nepal, raising money for this cause at school.



Extra-curricular activities

Students competed at an inter-school level in cross country and in athletics. Students also participated in the Anzac Parade and the Discovery Festival Parade. Students are also involved in camps, ranging from school based camps during school hours for the Lower Primary students to two nights away camps for the Upper Primary students. Yr 4/5 students spent two nights away camping on Yuku-Baja-Muliku Wildlife Rangers' land. Yr 6/7 students spent two nights away camping at Camp Patterson, close to Mareeba.



In a small community, many of our students also take part in non-school based extra-curricular activities, including Little Athletics after school where parents are involved in the running of the program. The PCYC is instrumental in providing extra-curricular activities to many of our students who regularly attend. Many of our students also joined Junior Rangers organised Yuku-Baja-Muliku Wildlife Rangers. The local PCYC also provides a variety of extra-curricular activities after school. Our students entered many Visual Art pieces into the local Cooktown show, receiving many prizes for their magnificent works. Our music program

allows for private individual music lessons and our choir performed a few heart-warming songs during our Awards Night.

Social Climate of the College

On first walking into the College, visitors usually comment on the friendly atmosphere in the school. Students are involved in learning in an environment where they feel safe and valued. Students are expected to display Christian values of kindness towards one another, including respect, honesty and integrity.

Signs of student disharmony and all forms of bullying behaviours are immediately dealt with and effective management strategies are in place. Students are all unique creations of God, and valued and celebrated as individuals.



Discipline procedures are aimed at protecting all and emphasise the need for mutual respect and taking responsibility for and accepting the consequences of poor decisions and choices. Teachers aim to keep parents well informed in an effort to present a united front when dealing with student issues.

Excellence at all levels is applauded on awards nights where students who have excelled academically, on the sporting field, and in the Arts are recognised. Special character and diligence awards are also celebrated during awards night. Student leaders are selected from the Year 6-8 cohort.

Student welfare and pastoral care form an integral part of our school environment. Our goal at Endeavour Christian College is for all students to enjoy a high level of emotional, social, physical and spiritual wellbeing. Staff members and students work as a community to support one another in all areas of life. Student Welfare Officers aim to provide social and emotional support for our school community. The College upholds a comprehensive Anti-Bullying Policy with a whole school approach with the aim of making all students feel safe and valued.

Parental involvement

Our College benefits greatly from parental involvement. We are a community school that relies on sharing the responsibility for raising children. Staff and parents have clear and distinct responsibilities, so too the college leadership. The Principal is responsible for leading and managing the College under the authority of the Board who have the legal responsibilities to ensure financial viability, student safety and quality education.



Parents best influence learning by being positive role models in the manner in which they engage in learning at home and at College. Volunteers offer assistance in a range of college activities, including assisting in the classroom, in the grounds, during college excursions and assisting in fundraising opportunities. Parents in our school was instrumental in establishing the school in 2012 and are very keen to see the school continuing to prosper as a well-established co-educational independent school.



Community satisfaction with the school

Endeavour Christian College is a community school, which existence is due to parents who saw a need and supported the idea of alternative schooling in Cooktown. For this reason satisfaction among the community is very important to school Management. Parents of the school support our school and this is especially evident in the amount of word-of-mouth referrals our school receive. The high level of success experienced in school enrolment numbers can also be linked to the commitment and passion the teachers have for Christian Education. Staff satisfaction is high as job satisfaction and success and harmony go hand in hand, which is the case at Endeavour Christian College. Students are also provided with opportunities to give feedback regarding school life through the Student Welfare Leaders. Feedback received from these meetings are that students are happy learners and that they are proud to be associated with the school.

A parent satisfaction survey was conducted in 2013. Specific questions were asked and responses included a choice of answers on a 5-point sliding scale. A response of 5 indicates the best possible outcome with high satisfaction being experienced. A response of 3 will indicate a satisfactory outcome while a response of 1 will indicate insufficient satisfaction. Below is a table of questions and responses received.

Satisfaction Survey, 2013						
Questions		Responses: Sliding Scale 1-5 where 5 represents the best possible outcome				
		1	2	3	4	5
1.	How would you rate the College's facilities and resources/equipment?	0	0	2	8	11
2.	How satisfied are you with the quality of teaching and learning at the College?	0	0	1	5	15
3.	How satisfied are you with the quality of student welfare at the College?	0	0	0	4	17
4.	How effective is the communication between the school and home?	0	0	0	3	18
5.	How satisfied are you with your child/ren's progress at school this year?	0	0	2	8	11
6.	How satisfied are you with the extra curricula activities provided by the College?	0	0	4	7	10
7.	How would you rate the sense of community at the school?	0	0	0	3	18



Contact Person

All enquiries can be addressed to Mrs Carla Ceaser at administration.

Phone: (07) 4069 5812

E-mail: mail@endeavour.qld.edu.au

School income broken down by Funding Source

For information relating to school income please refer to the My School website.

<http://www.myschool.edu.au/>

Staffing information

Staff composition

The table below shows information in relation to staff working at Endeavour Christian College in 2013.

Total Staff	10
Full Time	6
Part Time	4
Teaching	5
Non-Teaching	5
Indigenous	0



Qualifications of Teachers

<i>Qualification</i>	<i>Number of classroom teachers and school leaders at the school who hold this qualification</i>
Bachelor Degree	2
Diploma (4 Years)	2
Post Graduate Certificate	1

Teacher participation and expenditure on PD

<i>Description of PD activities</i>	<i>Number of teachers participating in activity</i>
Literacy and Numeracy Coaching	1
National Curriculum	5
WH& S (Including first aid)	6
Special Needs	2
Principal's Development	1
Total number of teachers participating in at least one activity in the program year	5 (100%)
Total expenditure on teacher professional development	\$10 410
Average expenditure on PD per teacher	\$2082

Average Staff Attendance

<i>Number of Staff</i>	<i>Number of School Days</i>	<i>Total Days Staff Absences</i>	<i>Average Staff Attendance Rate</i>
12	195	4	99.8%

Proportion of teaching staff retained from the previous year:

<i>Number of permanent teaching staff at end of previous year</i>	<i>Number of these staff retained in the following year (the program year)</i>	<i>% retention rate</i>
3	3	100



Key Student Outcomes

Average Student Attendance 2013

<i>Year Level - Number of school days in program year</i>	<i>Total number of students in a particular year level</i>	<i>Total number of student absences in a particular year level</i>	<i>Average Attendance Rate for a particular year level %</i>
Prep - 185	12	226	89.81%
Year 1 – 185	13	218	90.93%
Year 2 – 185	16	153	94.83%
Year 3 – 185	14	220	91.50%
Year 4 – 185	13	138	94.26%
Year 5 – 185	10	98	94.70%
Year 6 – 185	4	79	89.32%
Year 7 - 185	10	110	94.0%
Total School Attendance	92	1242	92.70%
















Non-Attendance

We request parents to notify the College office either by phone or email by 9:00am on the day of absence. If absence is unknown by 9:20am, the College student services office contacts parents reminding them to contact the office to advise of their child's absence.

Student absences are discussed with parents during parent-teacher interviews twice a year. Unexplained attendance is followed up by phone calls and if necessary formal letters seeking an explanation. There has been no need to report any families to authorities for the unexplained absences of their children.



NAPLAN results for 2013

	Reading		Persuasive Writing		Spelling		Grammar and Punctuation		Numeracy	
Year 3	446 _{394 - 498}		457 _{416 - 498}		430 _{384 - 476}		436 _{381 - 490}		420 _{380 - 461}	
										
	SIM 397 _{388 - 406}	ALL 419	SIM 395 _{387 - 403}	ALL 416	SIM 388 _{380 - 397}	ALL 411	SIM 405 _{395 - 415}	ALL 428	SIM 379 _{370 - 387}	ALL 397
Year 5	494 _{453 - 535}		487 _{449 - 525}		507 _{469 - 545}		502 _{459 - 546}		472 _{440 - 505}	
										
	SIM 484 _{475 - 492}	ALL 502	SIM 457 _{449 - 465}	ALL 478	SIM 473 _{465 - 481}	ALL 494	SIM 477 _{468 - 487}	ALL 501	SIM 465 _{457 - 473}	ALL 486
Year 7	531 _{491 - 571}		515 _{470 - 560}		536 _{495 - 578}		485 _{440 - 530}		514 _{478 - 551}	
										
	SIM 519 _{512 - 527}	ALL 541	SIM 495 _{486 - 503}	ALL 517	SIM 527 _{519 - 535}	ALL 549	SIM 511 _{502 - 520}	ALL 535	SIM 519 _{511 - 527}	ALL 542

How to interpret this chart

SIM schools serving students from statistically similar backgrounds

ALL Australian schools' average

- Student population below reporting threshold

 Year level not tested

Selected school's average is

 substantially above

 above

close to (white colour)

below

substantially below

Average of schools serving students from statistically similar socio-educational backgrounds
(SIM box) average of all Australian schools (ALL box)

Selected average

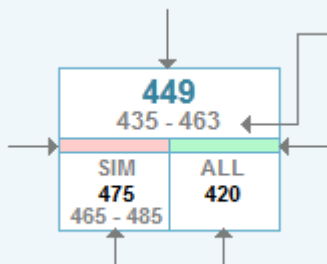
Colour shows if the selected school's average is above or below statistically similar schools' average

Margin of error at 90 per cent level of confidence

Colour shows if the selected school's average is above or below the Australian schools' average

Average and margin of error at 90 per cent level of confidence for statistically similar schools

Australian schools' average



There has been substantial gains in NAPLAN results in the second year of the schools existence as a result of excellent work programs across the whole school. There is a whole school approach as far as moving student outcomes towards continuous improvement. A variety of diagnostic tools are used to supplement the NAPLAN data. All tools, including NAPLAN, point towards strong gains being made across Literacy and Numeracy and other learning areas. For more information on NAPLAN results, please follow the link below to the My School website.

<http://www.myschool.edu.au/>

